

FORM A

SHAREHOLDING PATTERN SUMMARY FOR FREE-FLOAT INDICES

Name of the Company :		CHAMAN LAL SETIA EXPORTS LTD.	
	Scrip Code	530307	Quarter Ended 30.06.2015
Category Code	Category	No. of Shares Held	% of Shareholding
I	CONTROLLING/STRATEGIC HOLDINGS		
A	BASED IN INDIA		
1	Indian Individuals/HUFs & Relatives	6906999	72.72
2	Indian Corporate Bodies/ Trusts/ Partnerships		
3	Persons Acting in Concert (also include Suppliers/ Customers)	-	
4	Other Directors & Relatives (other than in 1 above)	156800	1.65
5	Employee Welfare Trusts/ESOPs (already converted into shares but locked in)		
6	Banks/Financial Institutions		
7	Central/ State Govt.		
8	Central/ State Govt. Institutions		
9	Venture Funds/ Private Equity Funds		
	Sub Total A	7063799	74.37
B	BASED OVERSEAS		
10	Foreign Individuals (including FDI)		
11	Foreign Corporate Bodies (including FDI)		
12	Non Resident Indians (Individuals)		
13	Non Resident Indian Corporate Bodies		
	Sub Total B	NIL	NIL
C	GDRs/ADRs/ ADSs		
	Sub Total C	NIL	NIL
D	OTHERS (Please specify here)		
	Sub Total D	NIL	NIL
E	ANY OTHER SHARES LOCKED-IN (except covered above)		
	Sub Total E	NIL	NIL
	Sub Total I	7063799	74.37


....contd

II	FREE FLOAT	No. of Shares Held	% of Shareholding
A	BASED IN INDIA		
1	Indian Individuals/HUFs	2023140	21.30
2	Indian Corporate Bodies/Trusts/Partnerships	405144	4.27
3	Independent Directors & Relatives		
4	Present Employees		
5	Banks/Financial Institutions	0	0.000
6	Central/State Govt.		
7	Central/ State Govt. Institutions		
8	Insurance Companies		
9	Mutual Funds		
10	Venture Funds/ Private Equity Funds		
11	Customers		
12	Suppliers		
	Sub Total A	2428284	25.57
B	BASED OVERSEAS		
13	Foreign Individuals		
14	Foreign Corporate Bodies		
15	Foreign Institutional Investors (SEBI-registered)		
16	Non Resident Indians (Individuals)	6217	0.07
17	Non Resident Indian Corporate Bodies		
	Sub Total B	6217	0.07
C	GDRs/ADRs/ADSs		
	Sub Total C	NIL	NIL
D	OTHERS (Please specify here)		
	Sub Total D	NIL	NIL



	Sub Total II	2434501	25.63
	Grand Total	9498300	100.00
BROAD SUMMARY OF HOLDINGS		No. of Shares Held	% of Shareholding
Total Controlling/ Strategic Holdings		7063799	74.37
Total Free-float		2434501	25.63
	Grand Total	9498300	100.00
SUMMARY OF DOMESTIC/FOREIGN HOLDINGS		No. of Shares Held	% of Shareholding
Total Domestic Holding		9492083	99.93
Total Foreign Holding		6217	0.07
	Grand Total	9498300	100.00

[Click here for Shareholding of 1% and above](#)



FORM B

CONTROLLING/STRATEGIC HOLDERS

(Include every single holder and list them Categorywise)

Name of the Company : CHAMAN LAL SETIA EXPORTS LTD.				
	Scrip Code	530307	Quarter Ended	30.06.2015
Sl.no.	Holders Name	No.of Shares Held	% of Shareholding	Category Code
1	VIJAY KUMAR SETIA	2268800	23.89	I-A-1
2	RAJEEV SETIA	2253100	23.72	I-A-1
3	CHAMAN LAL SETIA	2109100	22.21	I-A-1
4	RAJEEV KUMAR	125200	1.32	I-A-1
5	SUSHMA	39100	0.41	I-A-1
6	NEELAM	39100	0.41	I-A-1
7	SUSHMA SETIA	16000	0.17	I-A-1
8	SANJEEV KISHORE	13400	0.14	I-A-1
9	NEELAM	13000	0.14	I-A-1
10	SATYA PAUL DILAWARI	7700	0.08	I-A-1
11	MANJU AHUJA	3899	0.04	I-A-1
12	NEELAM SETIA	2900	0.03	I-A-1
13	BHUPINDER NATH SETH	1400	0.01	I-A-1
14	MANOJ AHUJA	1000	0.01	I-A-1
15	RENU BAJAJ	1000	0.01	I-A-1
16	SHEFALI	1000	0.01	I-A-1
17	RANI SHASTRI	1000	0.01	I-A-1
18	RAJIV MEHRA	1000	0.01	I-A-1
19	KALI RAM SURESH KUMAR	700	0.01	I-A-1
20	VIJENDER MANN	700	0.01	I-A-1
21	VIPAN KAPOOR	700	0.01	I-A-1
22	JAGJIT SINGH	700	0.01	I-A-1
23	DES RAJ AGGARWAL	700	0.01	I-A-1
24	MADAN LAL SHASHI BHUSAN	700	0.01	I-A-1
25	MEENA KUMARI	700	0.01	I-A-1
26	SUNIL KUMAR	700	0.01	I-A-1
27	JANAK RAJ KAPOOR	700	0.01	I-A-1
28	MANU KAPOOR	700	0.01	I-A-1
29	ANU RADHA	700	0.01	I-A-1
30	NEERU WADHWA	700	0.01	I-A-1
31	LAJWANTI	500	0.01	I-A-1
32	RAJEEV SETIA	200	0.00	I-A-1
33	AAKSHA KHANNA	100	0.00	I-A-1
34	SUSHMA	100	0.00	I-A-1
TOTAL		6906999	72.72	

DIRECTORS AND THEIR RELATIVES			
Sl.no.	Holders Name	No.of Shares Held	% of Shareholding
1	ANKIT SETIA	50000	0.53
2	MASTER SANKESH SETIA N/G RAJEEV SETIA	50000	0.53
3	SUKARAN SETIA	55300	0.58
6	SUKARAN SETIA	1500	0.02
TOTAL		156800	1.65



FREE-FLOAT HOLDERS **DISCLOSE ONLY HOLDINGS OF 1% & ABOVE**

(List holders Categorywise)

Name of the Company :		CHAMAN LAL SETIA EXPORTS LTD.			
	Scrip Code	530307	Quarter Ended	30.06.2015	
Sl.no.	Holders Name	No.of Shares Held	% of Shareholding	Category Code	Relationship, if any with anyone in I
1	LAJ CAPITAL SERVICES PVT LTD. AAACL3089M	175800	1.85		N/A
2	SANGEETHA S AIJPS3739B	102654	1.08		
3	YELAMANCHALI BEBI SAROJINI AHBPY8150B	100750	1.06		
4	LAJ CAPITAL SERVICES PVT LTD. AAACL3089M	97100	1.02		
	TOTAL	476304	5.01		



Introductory sub-table (I)(a)

Name of the Company: CHAMAN LAL SETIA EXPORTS LTD.

Scrip Code, Name of the scrip, class of security: 530307

Quarter ended: 30TH JUNE 2015

Partly paid-up shares:-		No. of partly paid-up shares	As a % of total no. of partly paid-up shares	As a % of total no. of shares of the company
Held by public		137400	100.00	1.4466
Total -D		137400	100	1.4466
Outstanding convertible securities:-				
		No. of outstanding securities	As a % of total no. of outstanding convertible securities	As a % of total no. of shares of the company, assuming full conversion of the convertible securities
Held by promoter/promoter group		0	0	0
Held by public		0	0	0
Total -E		0	0	0
Warrants:-				
		No. of warrants	As a % of total no. of warrants	As a % of total no. of shares of the company, assuming full conversion of warrants
Held by promoter/promoter group		0	0	0
Held by public		0	0	0
Total -F		0	0	0
Total paid-up capital of the company, assuming full conversion of warrants and convertible securities (Grand total (A+B+C))				
			9498300	100
			N.A.	




Statement Showing Shareholding Pattern


CHAMAN LAL SETIA EXPORTS LTD. SCRIPT CODE :530307			Table (I)(a)		Quarter Ended 30.06.2015	
Category of Shareholder	Number of Shareholders	Total number of shares	Number of shares held in dematerialized form	As a percentage of (A+B) ¹	As a percentage of (A+B+C)	Shares Pledged or otherwise encumbered
(I)	(II)	(III)	(IV)	(V)	(VI)	(VII)
(A) Shareholding of Promoter and Promoter Group ²						
1 Indian						
(a) Individuals/ Hindu Undivided Family						
	34	6906999	6799899	72.72	72.72	0
(b) Central Government/ State Government(s)	0	0	0	0.00	0.00	0
(c) Bodies Corporate	0	0	0	0.00	0.00	0
(d) Financial Institutions/ Banks	0	0	0	0.00	0.00	0
(e) Any Others(Specify)	0	0	0	0.00	0.00	0
(e-i) Directors and their Relatives	4	156800	155300	1.65	1.65	0
						0
	38	7063799	6955199	74.37	74.37	0
						0
2 Foreign						0
a Individuals (Non-Residents Individuals/ Foreign Individuals)	0	0	0	0	0	0
b Bodies Corporate	0	0	0	0	0	0
						0.00



c	Institutions	0	0	0	0	0	0	0	0.00
d	Qualified Foreign Investor	0	0	0	0	0	0	0	0.00
e	Any Others(Specify)	0	0	0	0	0	0	0	0.00
	Sub Total(A)(2)	0	0	0	0	0	0	0	0.00
	Total Shareholding of Promoter and Promoter Group (A)=(A)(1)+(A)(2)	38	7063799	6955199	74.37	74.37	0	0.00	
							0		
(B)	Public shareholding						0		
1	Institutions						0		
(a)	Mutual Funds/ UTI	0	0	0	0.00	0.00	0	0.00	
(b)	Financial Institutions / Banks	0	0	0	0.000	0.000	0	0.00	
(c)	Central Government/ State Government(s)	0	0	0	0.00	0.00	0	0.00	
(d)	Venture Capital Funds	0	0	0	0.00	0.00	0	0.00	
(e)	Insurance Companies	0	0	0	0.00	0.00	0	0.00	
(f)	Foreign Institutional Investors	0	0	0	0.00	0.00	0	0.00	
(g)	Foreign Venture Capital Investors	0	0	0	0.00	0.00	0	0.00	
(h)	Qualified Foreign Investor	0	0	0	0.00	0.00	0	0.00	
(i)	Any Other (specify)	0	0	0	0.00	0.00	0	0.00	
	Sub-Total (B)(1)	0	0	0	0.000	0.000	0	0.00	
							0		
B 2	Non-institutions						0		
(a)	Bodies Corporate	85	394218	205018	4.15	4.15	0	0.00	
(b)	Individuals						0		
I	Individuals -i. Individual shareholders holding nominal share capital up to Rs. 1 lakh	3166	1193757	871939	12.57	12.57	0	0.00	
II	ii. Individual shareholders holding nominal share capital in excess of Rs. 1 lakh.	21	757031	592131	7.97	7.97	0	0.00	
(c)	Qualified Foreign Investor	0	0	0	0.00	0.00	0	0.00	
(d)	Any Other (specify)	0	0	0	0.00	0.00	0	0.00	




(d-i)	NRI	26	15384	15384	0.16	0.16	0	0.00
(d-ii)	Clearing Members	21	6518	6518	0.07	0.07	0	0.00
(d-iii)	HUF	79	67593	67593	0.71	0.71	0	0.00
	Sub-Total (B)(2)	3398	2434501	1758583	25.63	25.63	0	0.00
(B)	Total Public Shareholding (B) = (B)(1)+(B)(2)	3398	2434501	1758583	25.63	25.63	0.00	0.00
	TOTAL (A)+(B)	3436	9498300	8713782	100.00	100.00	0	0.00
(C)	Shares held by Custodians and against which Depository Receipts have been issued							
1	Promoter and Promoter Group	0	0	0	0	0.00	0	0.00
2	Public	0	0	0	N.A.	0.00	0	0
	Sub-Total (C)	0	0	0	N.A.	0	0	0
	GRAND TOTAL (A)+(B)+(C)	3436	9498300	8713782		100.00	0	0.00



Name of the Company: CHAMAN LAL SETIA EXPORTS LTD.
Scrip Code, Name of the scrip, class of security: 530307
Quarter ended: 30TH JUNE 2015

(I)(b) Statement showing holding of securities (including shares, warrants, convertible securities) of persons belonging to the category "Promoter and Promoter Group"

Sr. No.	Name of the shareholder	Details of Shares held			Encumbered shares (*)			Details of warrants			Details of convertible securities			Total shares (including underlying shares assuming full conversion of warrants and convertible securities) as a % of diluted share capital
		Number of shares held	As a % of grand total (A)+(B)+(C)	No.	As a percentage (VI)=(V)/(III)*100	As a % of grand total (A)+(B)+(C) of sub-clause (I)(a)	Number of warrants held	As a % of total number of warrants of the same class	Number of convertible securities held	As a % of total number of convertible securities of the same class				
(I)	(II)	(III)	(IV)	(V)	(VI)=(V)/(III)*100	(VII)	(VIII)	(IX)	(X)	(XI)	(XII)			
1	AAKSHA KHANNA	100	0.00	0	0.00	0.00		0	0	0				
2	SUSHMA	100	0.00	0	0.00	0.00		0	0	0				
3	RAJEEV SETIA	200	0.00	0	0.00	0.00		0	0	0				
4	LAIWANTI	500	0.01	0	0.00	0.00		0	0	0				
5	KALIRAM SURESH KUMAR	700	0.01	0	0.00	0.00		0	0	0				
6	VIJENDER MANN	700	0.01	0	0.00	0.00		0	0	0				
7	VIPAN KAPOOR	700	0.01	0	0.00	0.00		0	0	0				
8	JAGIT SINGH	700	0.01	0	0.00	0.00		0	0	0				
9	DES RAJ AGGARWAL	700	0.01	0	0.00	0.00		0	0	0				
10	MADAN LAL SHASHI BHUSAN	700	0.01	0	0.00	0.00		0	0	0				



Name of the Company: CHAMAN LAL SETIA EXPORTS LTD.
Scrip Code: Name of the scrip, class of security: 530307
Quarter ended: 30TH JUNE 2015

(D)(c)(i) Statement showing holding of securities (including shares, warrants, convertible securities) of persons belonging to the category "Public" and holding more than 1% of the total number of shares

Sr. No.	Name of the shareholder	Number of shares held	Shares as a percentage of total number of shares i.e., Grand Total (A)+(B)+(C) indicated in Statement at para (I)(a) above}	Details of warrants		Details of convertible securities		Total shares (including underlying shares assuming full conversion of warrants and convertible securities) as a % of diluted share capital
				Number of warrants held	As a % of total number of warrants of the same class	Number of convertible securities held	% w.r.t total number of convertible securities of the same class	
1	LAL CAPITAL SERVICES PVT.LTD.	175800	1.85	0		0	0	
2	SANGEETHA S	102654	1.08					
3	YELAMANCHALI BEBI SAROJINI	100750	1.06	0		0	0	0
4	LAL CAPITAL SERVICES PVT.LTD.	97100	1.02					
TOTAL		476304	5.01	0	0	0	0	0



Name of the Company: CHAMAN LAL SETIA EXPORTS LTD.
Scrip Code, Name of the scrip, class of security: 530307
Quarter ended: 30TH JUNE 2015

Statement showing holding of securities (including shares, warrants, convertible securities) of persons (together with PAC) belonging to the category “Public” and holding more than 5% of the total number of shares of the company

Sr. No.	Name(s) of the shareholder(s) and the Persons Acting in Concert (PAC) with them	Number of shares	Shares as a percentage of total number of shares {i.e., Grand Total (A)+(B)+(C) indicated in Statement at para (I)(a) above}	Details of warrants		Details of convertible securities		Total shares (including underlying shares assuming full conversion of warrants and convertible securities) as a % of diluted share capital
				Number of warrants	As a % total number of warrants of the same class	Number of convertible securities held	% w.r.t total number of convertible securities of the same class	
1			0.00		0		0	
2			0.00		0		0	
3			0.00		0		0	
4			0.00		0		0	
5			0.00		0		0	
6			0.00		0		0	
7			0.00		0		0	
8			0.00		0		0	
9			0.00		0		0	
10			0.00		0		0	
TOTAL		0	0.00	0	0	0	0	0



Name of the Company: CHAMAN LAL SETIA EXPORTS LTD.

Scrip Code, Name of the scrip, class of security: 530307

Quarter ended: 30TH JUNE 2015

(II)(a) Statement showing details of Depository Receipts (DRs)

Sr. No.	Type of outstanding DR (ADRs, GDRs, SDRs, etc.)	Number of outstanding DRs	Number of shares underlying outstanding DRs	Shares underlying outstanding DRs as a percentage of total number of shares {i.e., Grand Total (A)+(B)+(C) indicated in Statement at para (I)(a) above}
1				0.00
2				0.00
3				0.00
4				0.00
5				0.00
6				0.00
7				0.00
8				0.00
9				0.00
		0	0	0.00
TOTAL				



by "promoter/promoter group" are in excess of 1% of the total number of shares

